

SinoPac Holdings

Company Profile

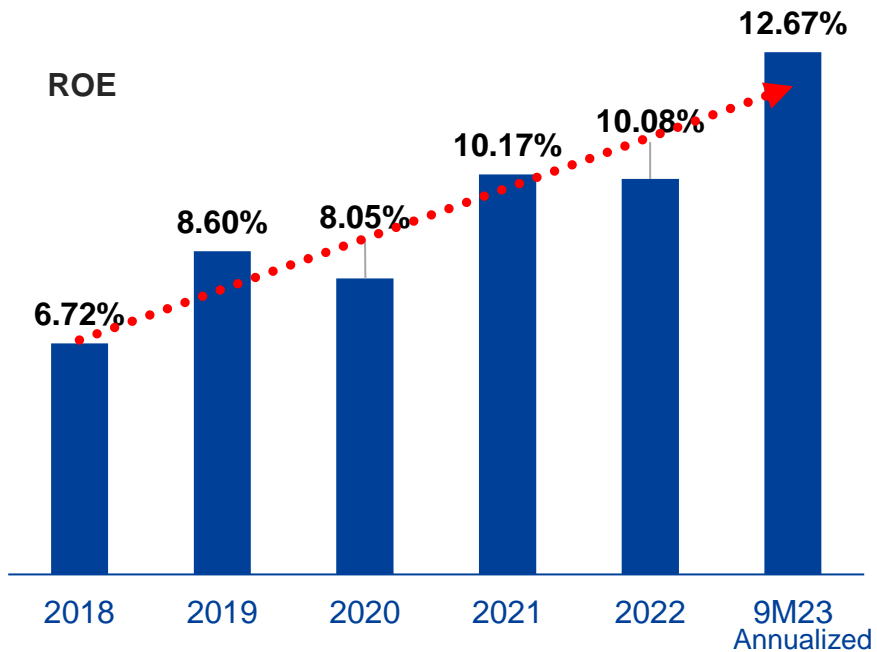
November 13, 2023

Disclaimer

This presentation and the presentation materials distributed herewith may include forward-looking statements. The third quarter of 2023 financial data are preliminary. All statements, other than statements of historical facts, that address activities, events or developments that SinoPac Financial Holdings Company (SinoPac) expects or anticipates will or may occur in the future (including but not limited to projections, targets, estimates and business plans) are forward-looking statements. SinoPac's actual results or developments may differ materially from those indicated by these forward-looking statements as a result of various factors and uncertainties, including but not limited to price fluctuations, actual demand, exchange rate fluctuations, market shares, competition, changes in legal, financial and regulatory frameworks, international economic and financial market conditions, political risks, cost estimates and other risks and factors beyond its control. In addition, SinoPac makes the forward-looking statements referred to herein as of today and undertakes no obligation to update these statements.

ROE Continuously Advanced

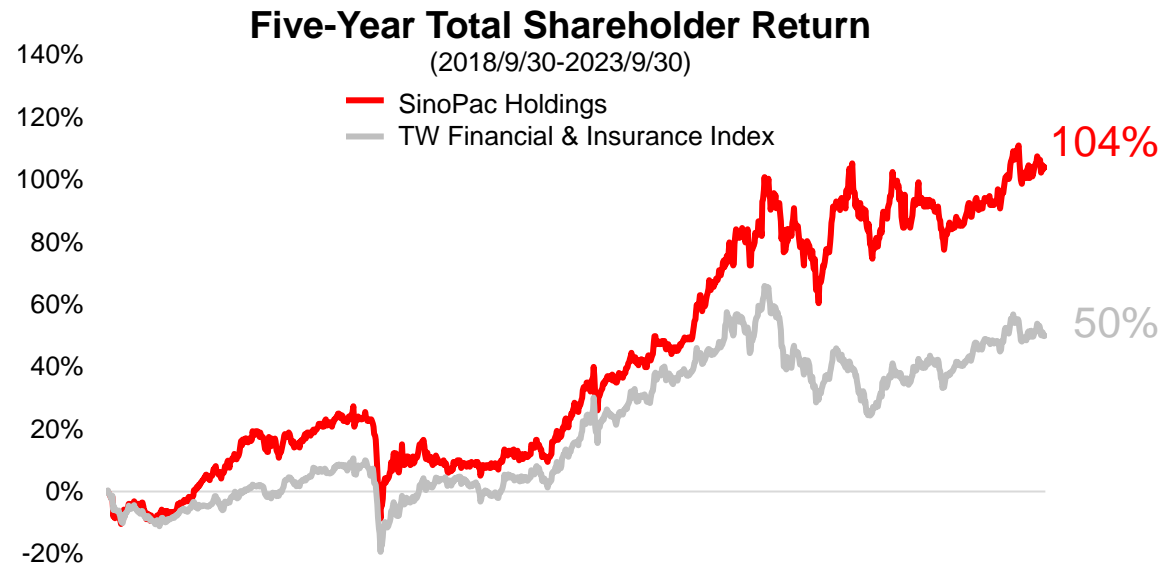
- SinoPac Holdings' return on equity (ROE) continues to improve in recent years



Net Income 3YR CAGR Outperform Peers

Net Income 3YR CAGR	2020-2022	9M21-9M23
SinoPac Holdings	8.6%	19.5%
Other TW-listed FHCs	-7.9%	3.6%

TSR Outperform Sector Index



Note:(1) All figures in this report are denominated in New Taiwan Dollar. As of September 28, 2023, the USD/NTD exchange rate was 32.268 ;
(2) The 9M23 financial data was preliminary

ESG Performance Continuously Enhanced

● Board With Diversified Expertise:

- Independent directors and female directors both take three seats (43%)
- Directors boast professions including banking, law, finance & accounting, information security, and climate change & environmental protection, in line with our corporate strategy

● Committed to Net Zero Emissions:

- Pledge to net-zero emissions in our own operations by 2030 & reduce financed emissions to net-zero by 2050
- Submitted the SBTs in 2022 and continue to strengthen decarbonization policy & assist clients in achieving net zero

● TW Market leader in solar power financing with the market share approximately 30%

● Included in numerous ESG indexes:

- DJSI World & Emerging Markets Indexes
- MSCI ACWI ESG Leaders Index
- FTSE4Good TIP Taiwan ESG Index
- Bloomberg Gender Equality Index

Market Share No.1 in Solar PV financing

Solar power plants



7,743 plants

Installed capacity

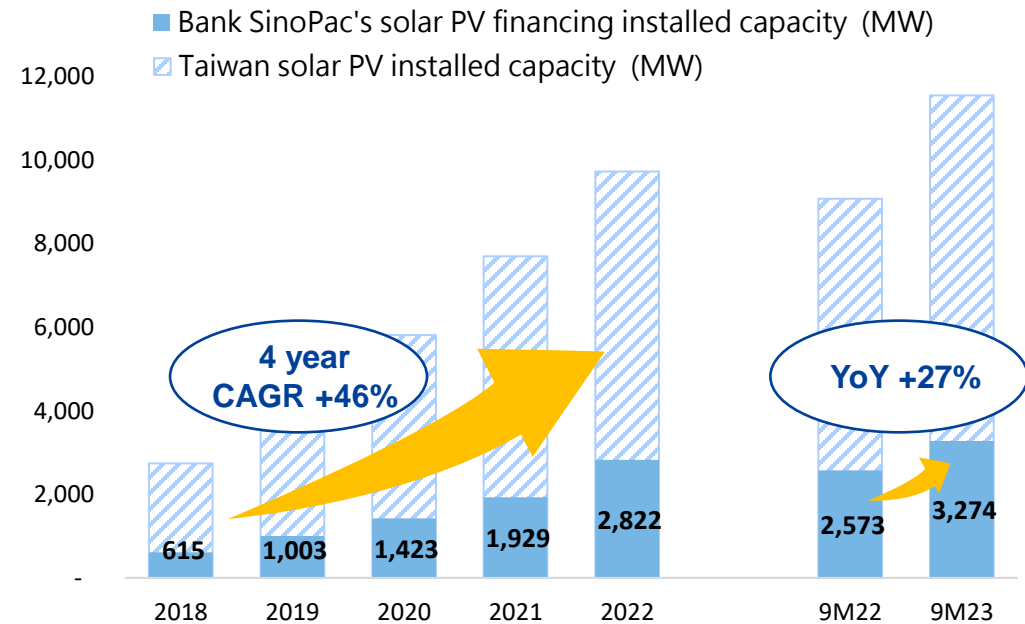


3.27 GW

Loan balance



NT\$98.3 bn



Agenda

- About SinoPac Holdings ● 01
- Strategy for 2022-2024 ● 02
- Sustainability Governance ● 03

Agenda

- **About SinoPac Holdings** ● 01
- Strategy for 2022-2024 ● 02
- Sustainability Governance ● 03

Overview

- ❑ TWSE : 2890
- ❑ SinoPac Holdings established in 2002 and headquartered in Taipei, Taiwan
- ❑ In 2022, 89% of profits came from Bank SinoPac and 10% were contributed by SinoPac Securities
- ❑ Credit Rating: Fitch (BBB+) and S&P (BBB)
- ❑ Included in prestigious ESG Indexes: DJSI World Index, DJSI Emerging Markets Index, MSCI ACWI ESG Leaders Index, FTSE4Good TIP Taiwan ESG Index, TWSE Corporate Governance 100 Index, and Bloomberg Gender Equality Index

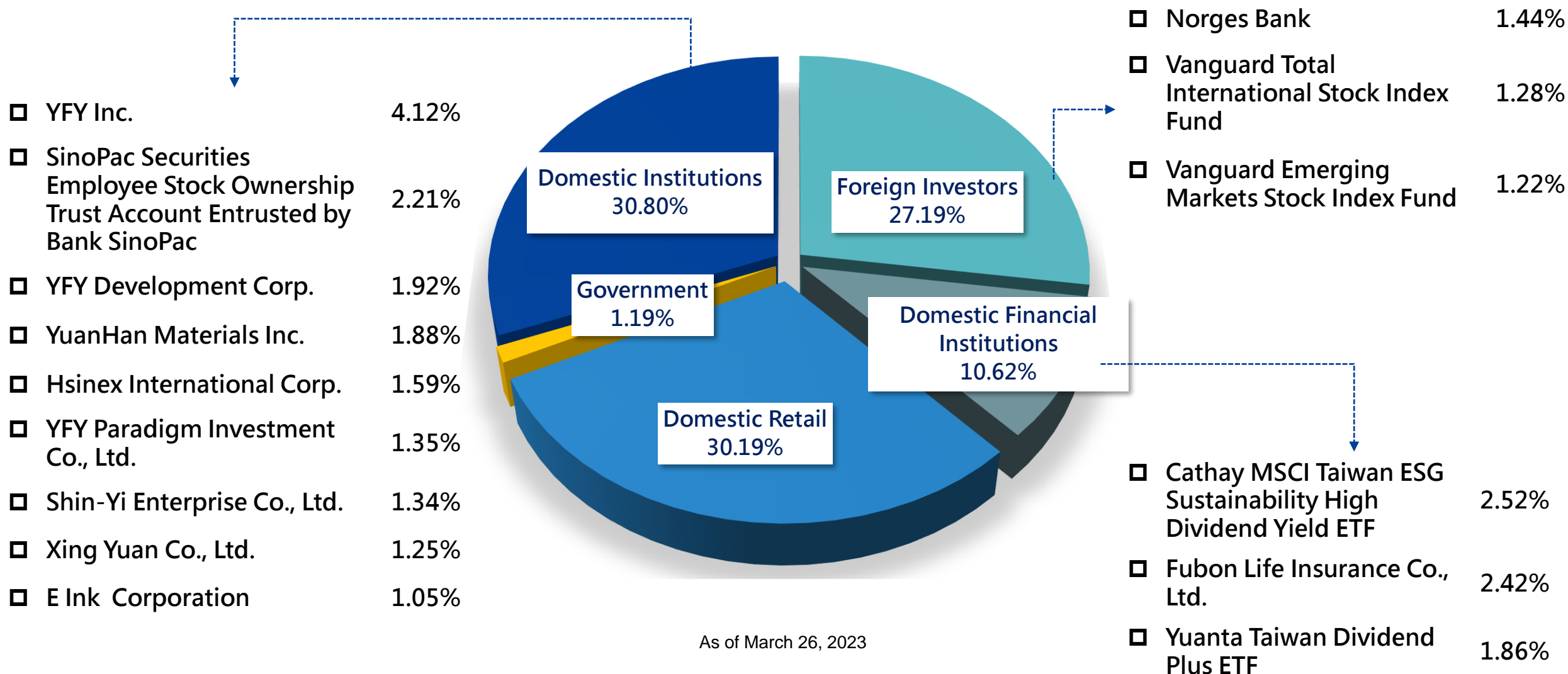


SinoPac Holdings (SPH)

(As of September 30, 2023)



Our Shareholders



The Board and Functional Committees

Board of Directors	Remuneration Committee	Audit Committee	Ethical Corporate Management Committee
<ul style="list-style-type: none">At least 3 seats of independent directorsAt least 1 seat for female directorsThe selection of board members is mainly based on professional skills, industry experience, ethics, and reputation in society. The Company also sets diversity criteria, including gender and age	<ul style="list-style-type: none">Established in 2010All members are independent directorsEvaluate the remuneration policy, system, standard, and structure for directors and managersAssess and set the remuneration for directors and managers regularly	<ul style="list-style-type: none">Established in 2014All members are independent directorsSupervise the implementation of internal controlSupervise the company's compliance with laws and regulations and the control of existing or potential risks	<ul style="list-style-type: none">Established in 2018All members are independent directorsResponsible for the review of ethical corporate management policies and prevention programs, supervision of the performance of the managerial departmentsIncorporate ethics and moral values into the company's business strategyEstablish a whistleblowing system and supervision of the effectiveness of its implementation

Diversified Board of Directors

Title	Name	Basic Information						Term	Industry Experience						Professional Skills						
		Nationality	Gender	Concurrent Role as Manager	55-60	61-65	66-70		Financial Holding Company	Bank	Securities	Insurance	Investment Trust	Other Industries	Banking	Commerce	Law	Finance/Accounting	Information Security/Information Technology	Climate Change/Environmental Protection	Risk Management
Chairperson	Shi-kuan CHEN	R.O.C.	Female		●			2020/5/13-	●	●			●	●	●	●		●			●
Independent Director	Wei-ta PAN	R.O.C.	Male				●	2020/5/13-	●			●		●	●	●	●				●
Independent Director	Huey-jen SU	R.O.C./U.S	Female			●		2023/5/24-						●						●	●
Independent Director	Wen-ling MA (Michelle Maa)	R.O.C.	Female		●			2023/5/24-		●			●		●	●		●			●
Director	Stanley CHU	R.O.C.	Male	●	●			2017/12/5-	●	●	●				●	●		●			●
Director	Wei-thyr TSAO	R.O.C.	Male			●		2020/5/13-	●	●	●			●	●	●		●			●
Director	Chi-hsing YEH	R.O.C.	Male		●			2018/5/1-	●					●	●	●		●			●

As of May 24, 2023

Note : Duration of the Eighth Term of the Board of Directors will be from 2023/5/24 to 2026/5/23

Professional and Experienced Directors

Title*	Name	Gender	Education	Key Past Positions
Chairperson	Shi-kuan CHEN	Female	Ph.D. in Economics, Yale University, U.S.A.	President, Chung-Hua Institution for Economic Research; Independent Director, DBS Bank (Taiwan) Ltd.; Director, Mega Financial Holding Co., Ltd.; Supervisor, Mega International Commercial Bank Co., Ltd.; Deputy Dean of College of Management, National Taiwan University; Director, Chairperson and Professor, Department of International Business, National Taiwan University
ID	Wei-ta PAN	Male	Juris Doctor (J.D.), University of Nebraska	Independent Director of China Life; Independent Director of Quanta Computer; Independent Director of Aerospace Industrial Development Corporation; Dean of Law School / Chair of Department of Law / Dean of Student Affairs, Soochow University; Member of Fair Trade Quarterly Editorial Board; Member of Central Election Committee; Member of Taipei City Government Regulation Commission; Member of Consultation Committee, Mainland Affairs Council; Member of Legal Affairs Committee and Administrative Appeal Review Committee, Public Construction Commission
ID	Huey-jen SU	Female	Sc.D., Environmental Health Sciences, School of Public Health, Harvard University	President, National Cheng Kung University, Tainan, Taiwan; Chairperson, Foundation for International Cooperation in Higher Education of Taiwan; Chairperson, Presidents' Forum of Southeast and South Asia and Taiwan Universities; Advisor, International Advisory Board of the Tohoku Forum for Creativity; Standing Committee, The Committee of Future Earth, Academia Sinica, Taipei; Convener, The 25th-26th National Quality Award; Final Review Committee, National Industrial Innovation Award Ministry of Economic Affairs, R.O.C.; President, Academia-Industry Consortium For Southern Taiwan Science Park
ID	Wen-ling MA (Michelle Maa)	Female	MBA, Institute of Management Science, National Chiao Tung University	CEO, Nomura Asset Management, Taiwan; General Manager, Aberdeen Standard Investments, Taiwan; Head of Distribution, Aberdeen Standard Investments, Taiwan; Managing Director and General Manager of Wealth Management, Standard Chartered Bank, Taiwan; Executive Director and Head of Investment Products and Services, UBS Taiwan; Head of Wealth Management, HSBC Taiwan; Head of Investment & Insurance, HSBC Taiwan; Manager, Investment Strategies Development, Consumer Banking, Citibank Taiwan
ED	Stanley CHU	Male	EMBA, National Taiwan University	Chairman, Cathay Securities Corporation; Executive Vice President, Spokesperson and Director, Taiwan Stock Exchange Corporation; Senior Executive Vice President and Director, Taiwan Futures Exchange; Chairman and President, KGI Futures; Director of National Performing Arts Center
NED	Wei-thyr TSAO	Male	MBA, National Taiwan University Bachelor of Power Mechanical Engineering, National Tsing Hua University CFA holder	Senior Consultant of Taipei Fubon Commercial Bank Co., Ltd.; Senior Consultant of Barclays Capital Asia Ltd.; Managing Director, Acting President in Taiwan, and Head of Global Finance and Risk Solutions for Greater China, Barclays Capital Asia Ltd.; Managing Director of Morgan Stanley Asia Ltd.; Executive Vice President and Head of Group Fixed Income, China Development Financial Holding Co.; President of China Development Industrial Bank; Managing Director of UBS AG Ltd.; Executive Director of Goldman Sachs LLC Hong Kong
NED	Chi-hsing YEH	Male	Master degree in School of Law, Soochow University Bachelor of Electronics Engineering, National Chiao Tung University Passed the Civil Service Special Examination for Judges and Prosecutors of R.O.C(Taiwan) Passed the Senior Professional and Technical Examination for Lawyers of R.O.C(Taiwan)	General Manager of Mybenefit; COO of Ruten (JV of PChome and eBay); The prosecutor served in Ministry of Justice and Taiwan New Taipei District Prosecutors Office

Maintain A Stable Dividend Payout Policy

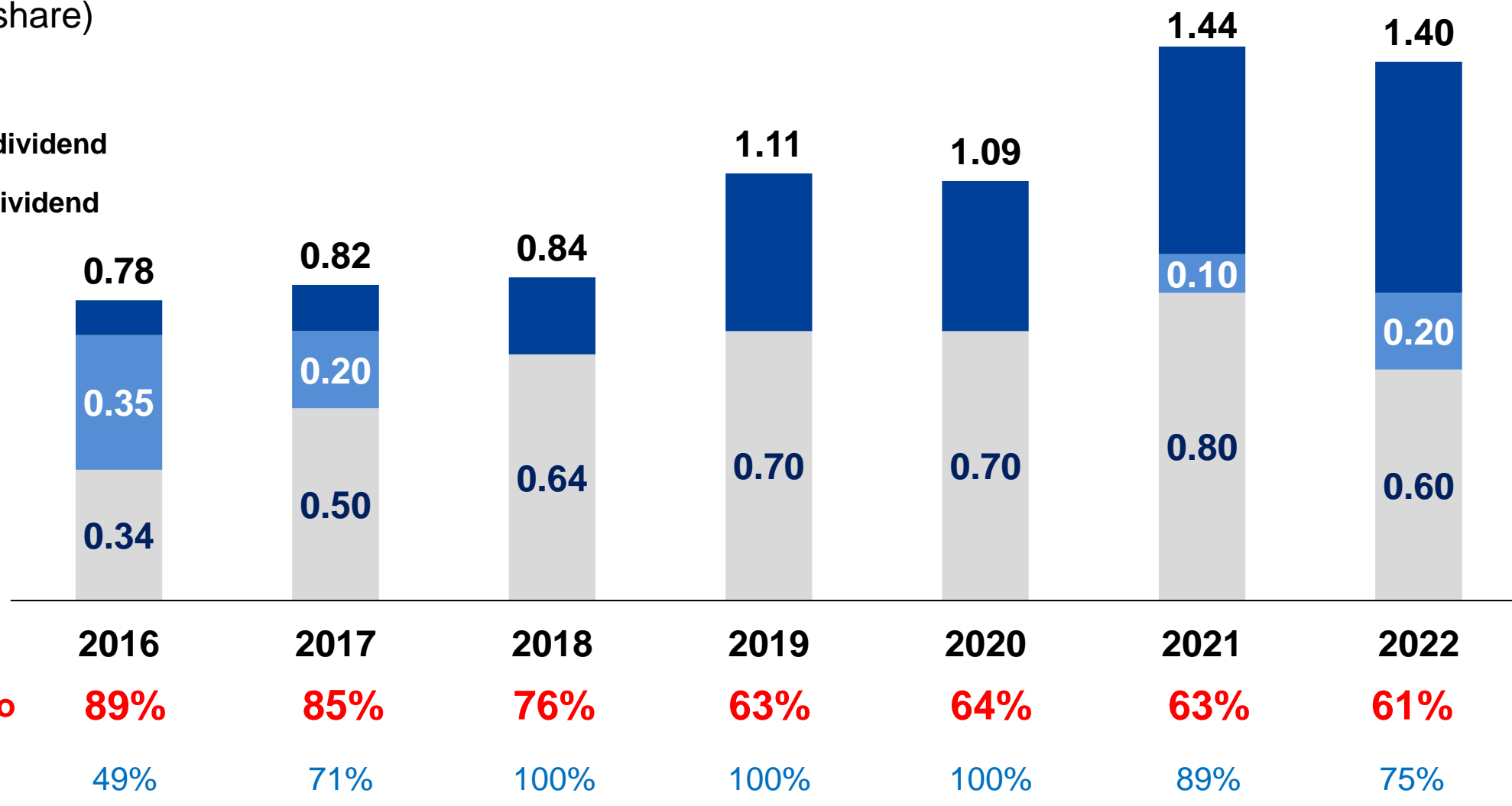
(NTD / per share)



EPS

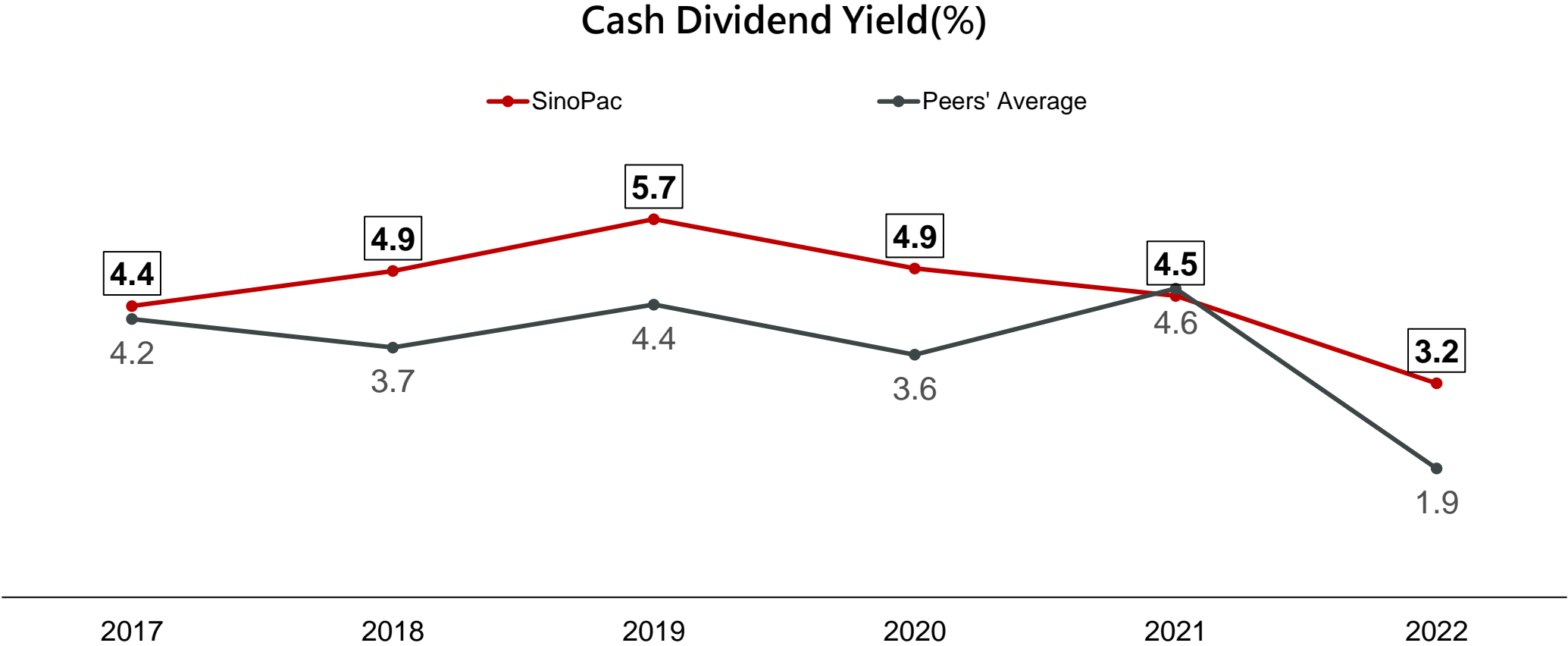
Stock dividend

Cash dividend



Note : The total payout ratio = (stock dividend amount + cash dividend amount) / net income

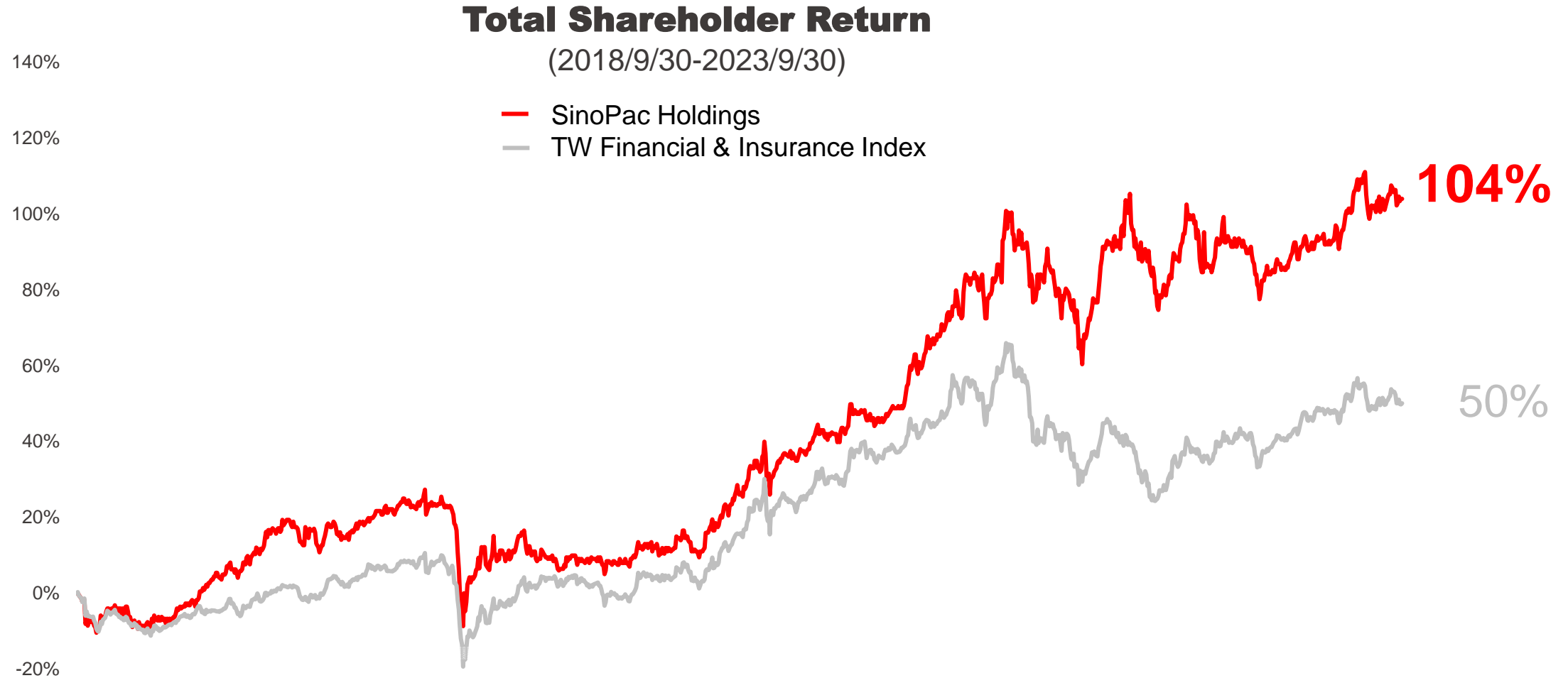
Competitive Cash Dividend Yield



Note 1 : Peer Average includes 13 listed TW Financial Holdings Companies –Hua Nan, Fubon, Cathay, China Development, E. Sun, Yuanta, Mega, Taishin, Shin Kong, IBF, CTBC, First, Taiwan Cooperative

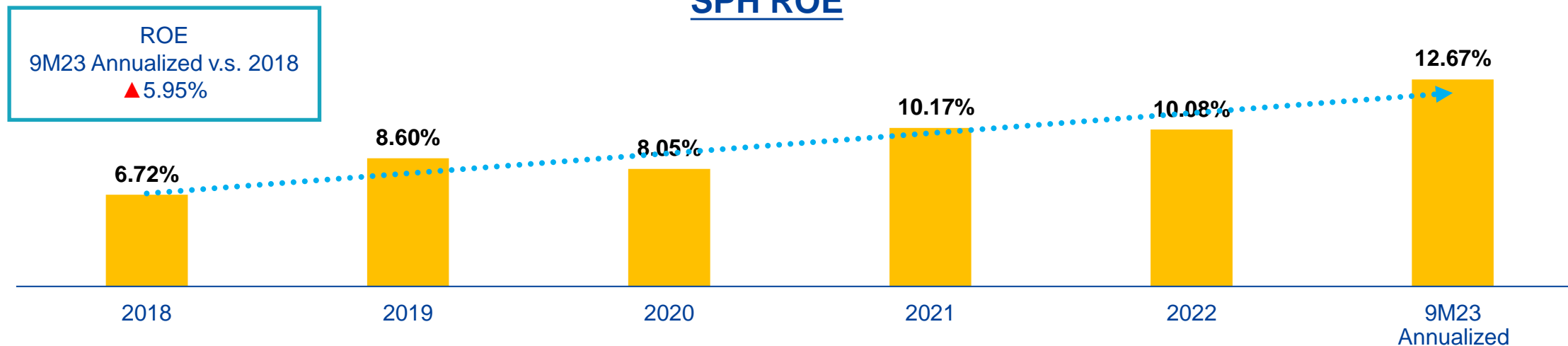
Note 2 : 2017-2022 Cash Dividend Yield calculated as cash dividend / share closing price at the day before ex-dividend date

TSR Outperform Sector Index



Profitability Boost Significantly

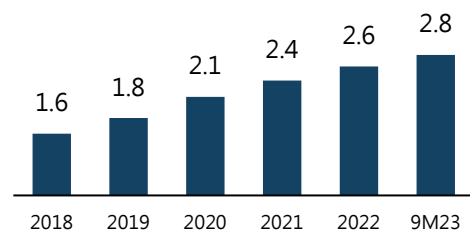
SPH ROE



Total Assets

2018 - 9M23
▲72%

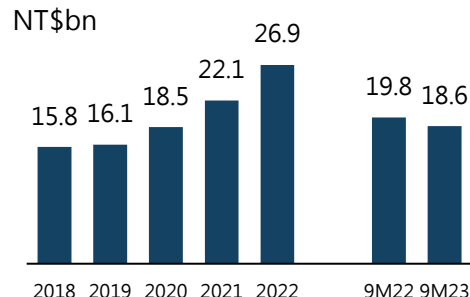
NT\$trn



Net Interest Income

2018 - 9M23 Annualized
CAGR +9%

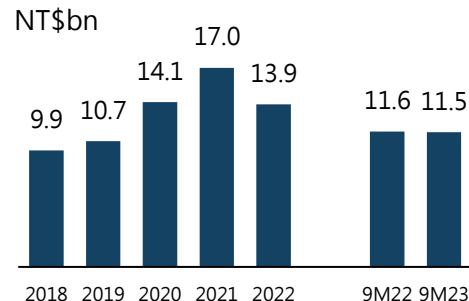
NT\$bn



Net Fee Income

2018 - 9M23 Annualized
CAGR +9%

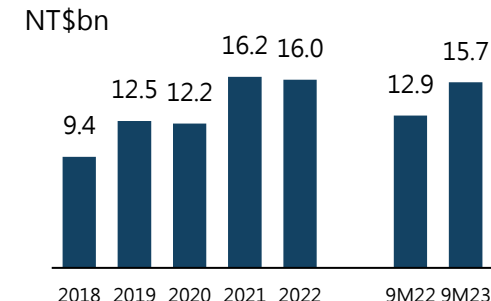
NT\$bn



Net Profit after Tax

2018 - 9M23 Annualized
CAGR +17%

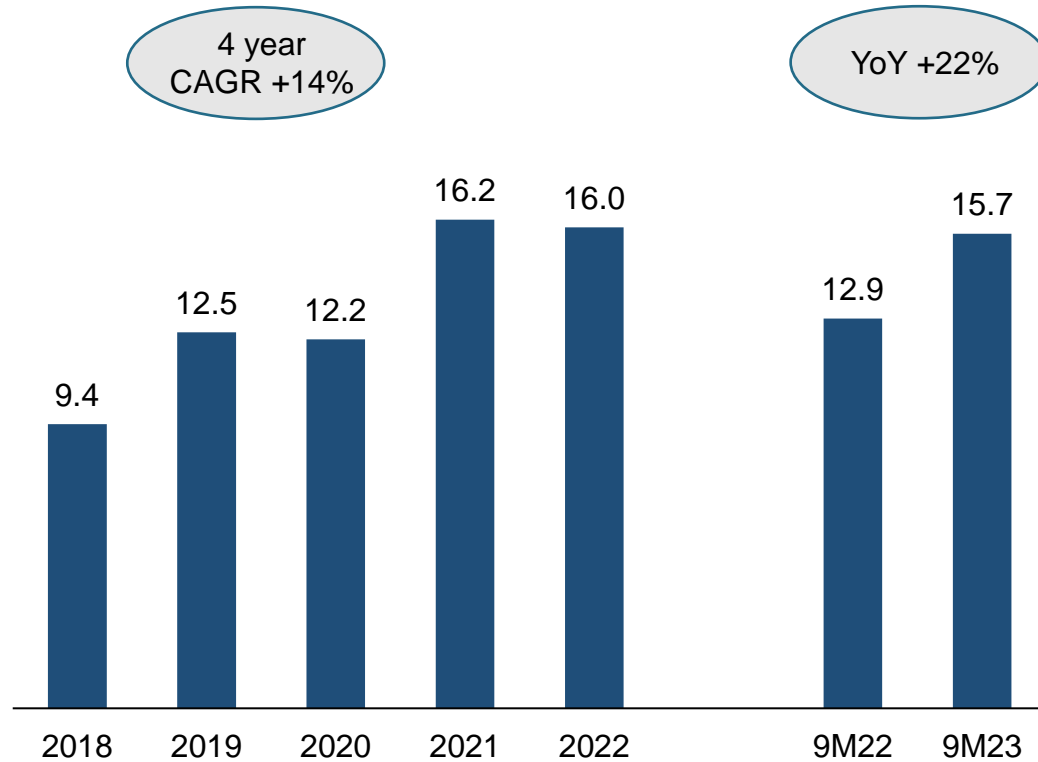
NT\$bn



Two Profit Contributors

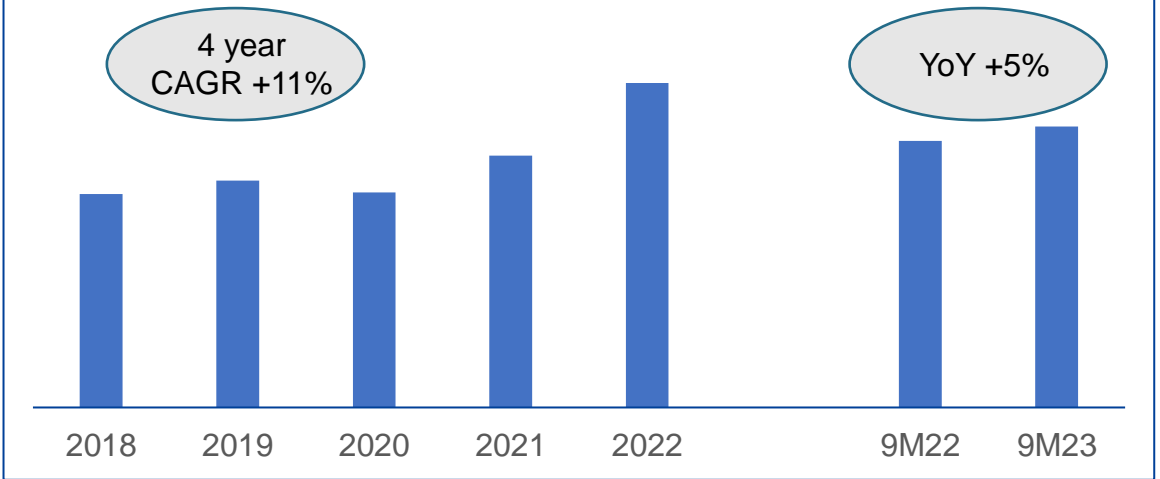
SinoPac Holdings (SPH) Net Income

NT\$bn



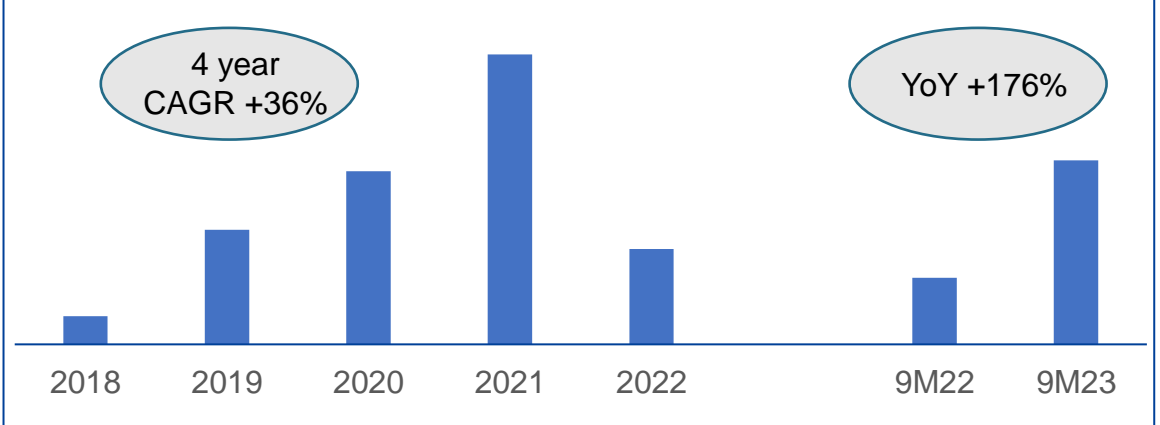
Bank SinoPac (BSP) Net Income

NT\$bn

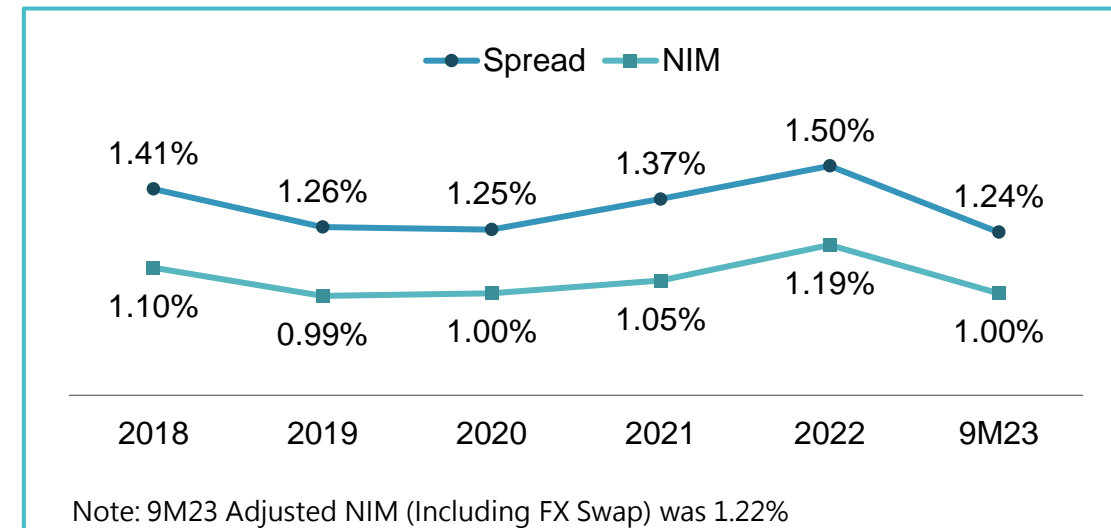
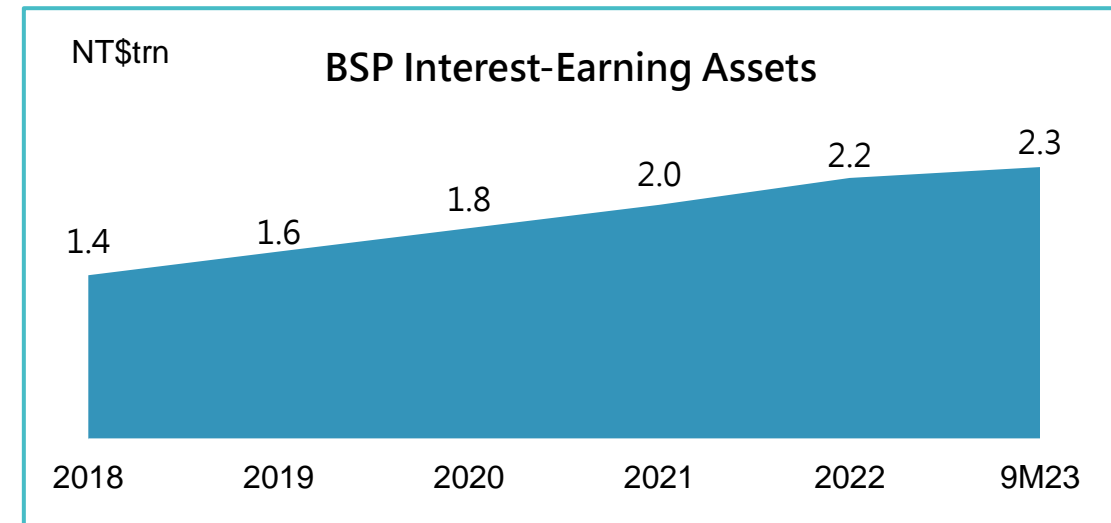
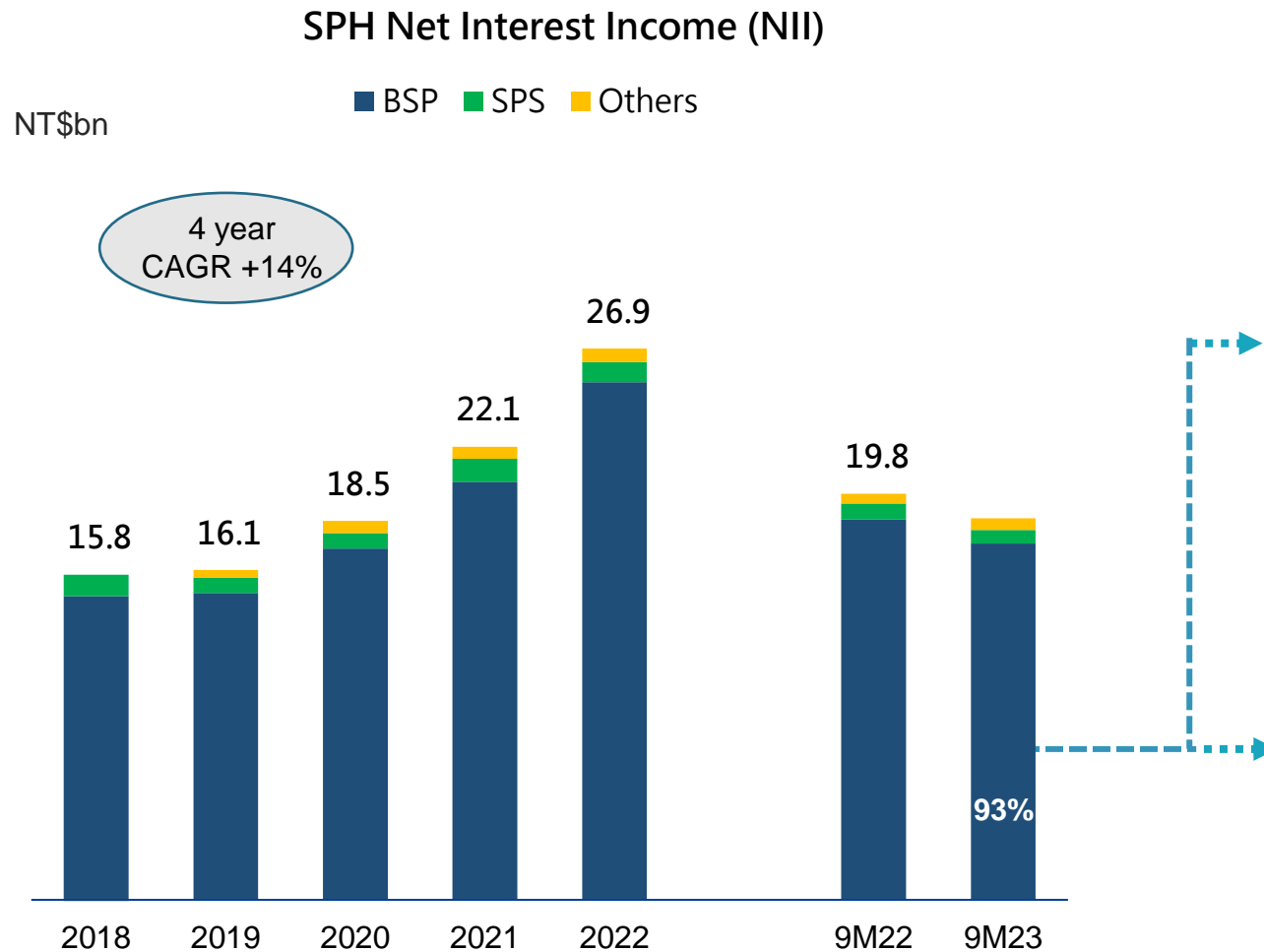


SinoPac Securities (SPS) Net Income

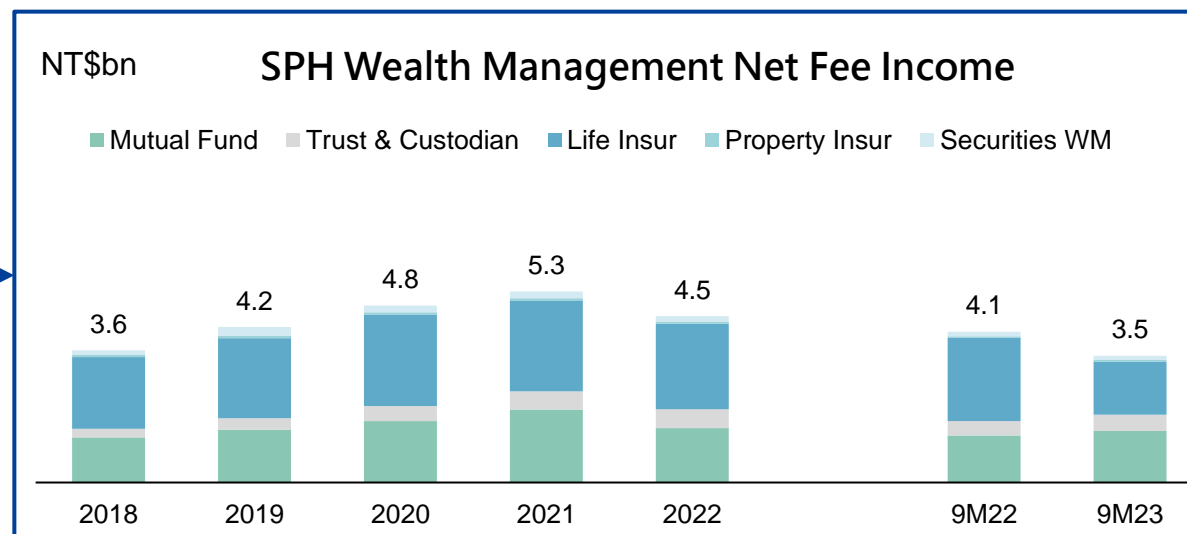
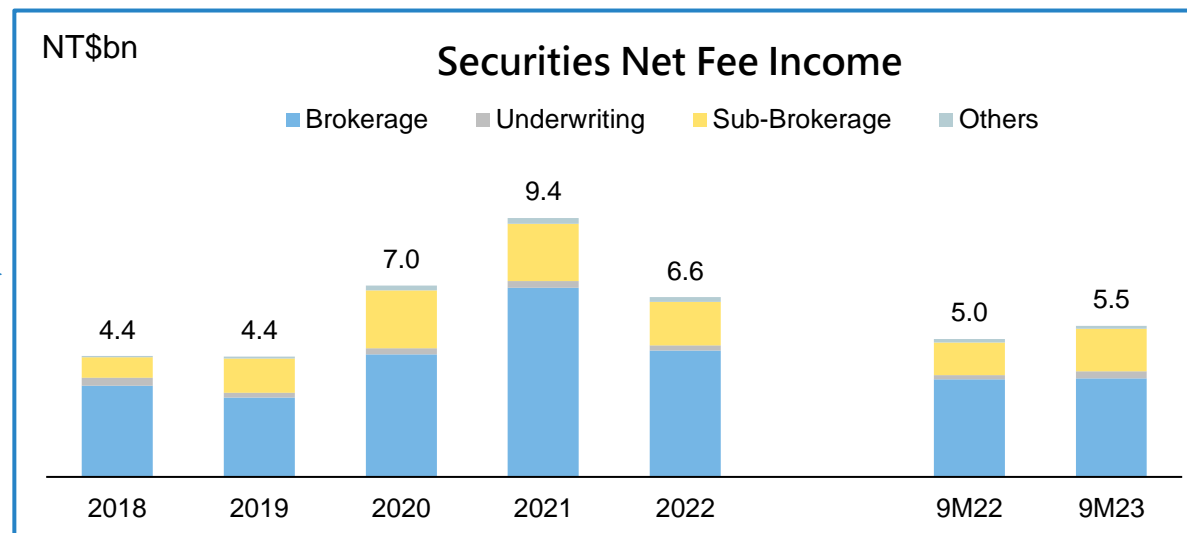
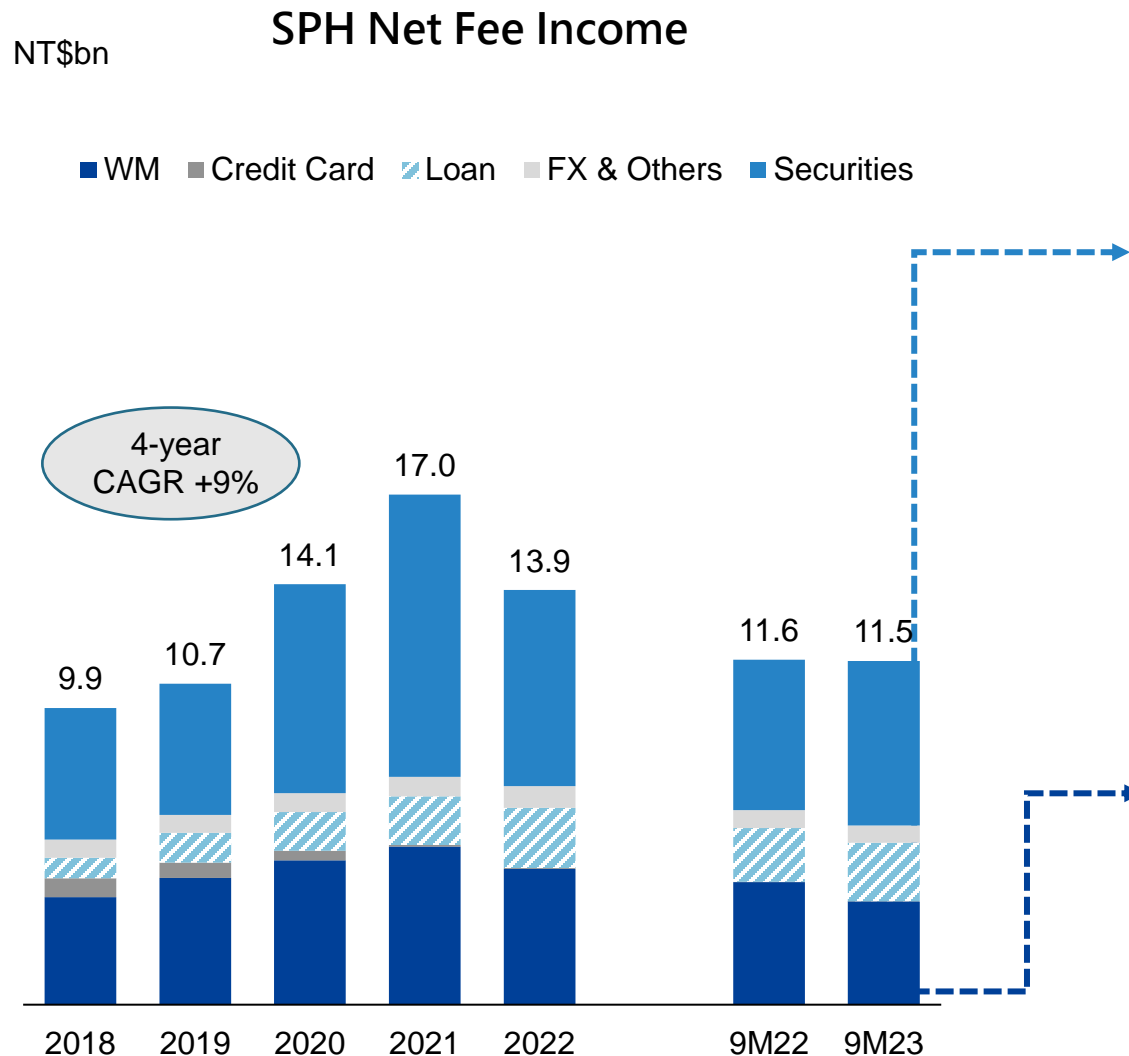
NT\$bn



Growing Net Interest Income



Diversified Fee Income



SPH Financial Performance

NT\$mn

Category	Indicator	2019	2020	2021	2022	9M23
Balance sheet	Share capital	112,711	112,711	112,711	113,838	123,764
	Total assets	1,833,121	2,143,349	2,382,675	2,588,763	2,760,476
	Total equity	148,366	155,870	162,804	154,019	178,259
Valuation	BVPS (NT\$)	13.16	13.83	14.44	13.53	14.40
	PB ratio (x)	0.99	0.83	1.12	1.24	1.21
	Foreign holdings	32.09%	26.67%	29.71%	28.25%	24.98%
Capital structure	Leverage (x)	12.36	13.75	14.64	16.81	15.49
	CAR	118%	132%	131%	122%	128%
	DLR	113%	112%	112%	113%	114%
Profitability	Net income	12,477	12,241	16,211	15,961	15,747
	EPS (\$)	1.11	1.05	1.40	1.37	1.29
	Annualized ROE	8.60%	8.05%	10.17%	10.08%	12.67%
Credit rating	S&P/ Taiwan Ratings	BBB/ twA+	BBB/ twA+	BBB/ twA+	BBB/ twA+	BBB/ twA+
	Fitch	BBB+/AA-(tw)	BBB+/AA-(tw)	BBB+/AA-(tw)	BBB+/AA-(tw)	BBB+/AA-(tw)

Note: share price (NT\$17.4) and foreign holdings as of September 28, 2023; the EPS is backdated

Awards & Recognitions

**S&P Global Sustainability Award-
Silver Class 2023**

**The Digital
Banker**

BSP - Global Transaction Banking
Innovation Awards 2023 - Best API
Initiative of the Year

Bloomberg Gender Equality Index

The Asset

Triple A Digital Awards 2023

BSP - Best Biometrics Project, Taiwan
BSP - Best Digital Collaboration, Taiwan
BSP - Best Retail Social Media Banking Experience, Taiwan
Triple A Sustainable Investing Awards 2023
SPS - Best ETF Market Maker - Highly Commended in Taiwan

DJSI World Index
DJSI Emerging Markets Index
for 2 consecutive years

The Asian Banker

BSP-Taiwan Awards 2022 - Best Digital
Account Opening/ Onboarding Initiative

**British Standards
Institution; BSI**

SPH & BSP - Level 5+: Excellence which is the highest-
grade verification in TCFD climate related financial
disclosure conformity check and the maturity model

BSP

Taiwan's Best Bank for CSR 2022
Private Banking Awards 2023 - Best Digital Private Bank in Taiwan
Best Bank Awards 2023-Taiwan's Best Bank for Digital Solutions

Asiamoney

**Forbes
World's Best Banks
for 3 consecutive years**

TAISE

BSP - Taiwan Sustainability Action Awards
SDG07 Creating a Friendly Ecosystem for Renewable Energy
Trading (Gold)
SDG13 SinoPac Life - Taking steps for a sustainable planet
every day (Bronze)

**Finance
Asia**

BSP
Country Awards 2022 - Most Innovative
Use of Technology (Taiwan)
2023 - Best Sustainable Bank in Taiwan
(Finalist)

BSP-World's Most Socially
Responsible Banks 2022

Newsweek

**HR Asia- Best Companies to Work For in Asia
for 4 consecutive years**

**Ministry of
Economic Affairs**

SPH-A grade of Taiwan Intellectual Property
Management System (TIPS)
BSP-Top Solar System for 8 consecutive years

CDP A- Rating
(Carbon Disclosure Project)
**for 3 consecutive
years**

Asian Banking & Finance

BSP ABF Retail Banking Awards 2023
AI & Machine Learning Initiative of the Year – Taiwan
Mobile Banking & Payment Initiative of the Year - Taiwan
Branch Innovation of the Year – Silver
Analytics Initiative of the Year - Taiwan

London Stock Exchange Group

BSP - Highest Trading Volume Growth
BSP - Top 5 Trading Volume
BSP - Top Asian NDF Entity

Agenda

- About SinoPac Holdings ● 01
- **Strategy for 2022-2024** ● 02
- Sustainability Governance ● 03

Business Strategies for 2022 to 2024

Accelerate digital transformation

- Enhancing customer journey
- Integrating data warehousing for precision marketing
- Constructing a flexible cloud service infrastructure
- Sharpening the application of artificial intelligence and robotic process automation
- Developing fintech talent pool and activating digital empowerment plan for all staff

Provide integrated services and Optimize customer experience

- Creating superb user experience
- Offering seamless premium services
- Building trust and enhancing customer loyalty



Boost overseas revenues and Expand our international presence

- Cultivating cross-border and localized services
- Employing digital capability to enlarge retail business
- Expanding overseas territories

Explore green opportunities and Fulfill sustainability commitments

- Responsible lending
- Actively investing in green industries
- Strengthening green financial products and services

Boost Overseas Revenues

+25%

2022 SPH overseas net revenues
(excluding trading-related revenues)
increased 25% YoY

- Headquarter: Taipei
- International Offices:

- Greater China:

Hong Kong, Macau, Nanjing, Shanghai,
Guangzhou, Chongqing, Chengdu,
Tianjin, Dongguan, Kunshan, Xiamen,
Yinchuan

- Southeast Asia: Ho Chi Minh City, Hanoi, Yangon, Bangkok
- America and Europe: Los Angeles, London



- Develop localized services

- Expanding our retail customer base in the Greater China and Southeast Asia

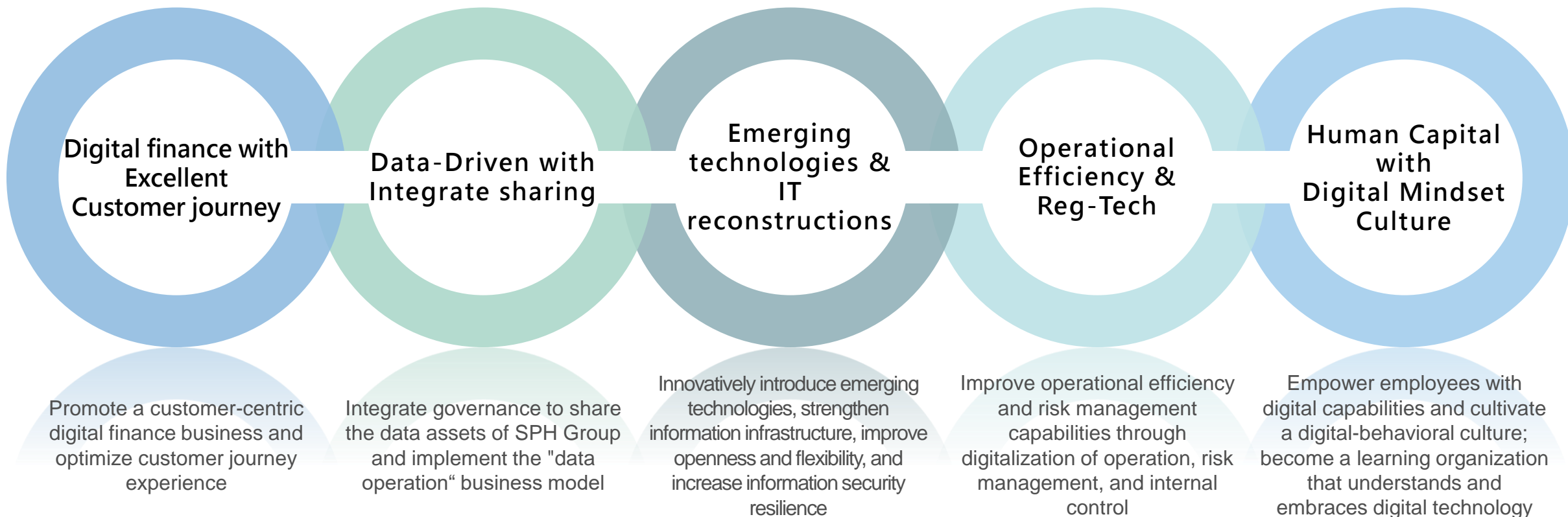
- Accelerate Digital Transformation

- Optimizing overseas digital services

- Expand International Presence

- Continuously looking for good opportunities that come across Southeast Asia

Accelerate Digital Transformation



Accelerate Digital Transformation

Artificial Intelligence (AI) is our core technology

Business
Application

Precision Marketing
Loan Demand Forecast

⋮

Invention patent (applying)
Utility model patent

Risk
Management

House Price Index Forecast
Credit Card Fraud Detection

⋮

Operational
Efficiency

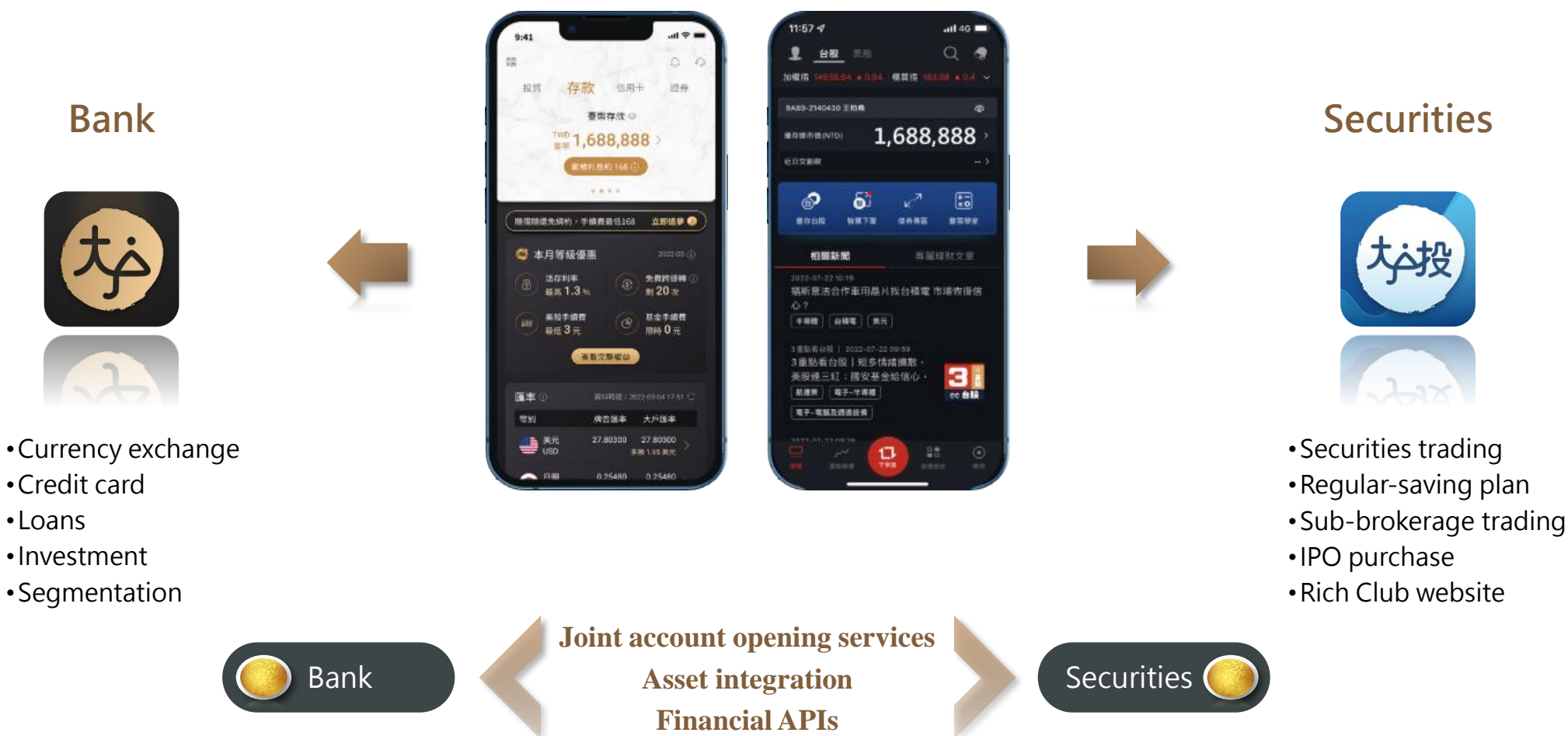
Robotic Process Application
Image Recognition System

⋮

Invention patent
Utility model patent

Provide Integrated Services and Optimize Customer Experience

Asset combination • Segmentation • Open APIs • 360-degree view



Provide Integrated Services and Optimize Customer Experience



Digital Account Market Share

No.4

New customer %

78%

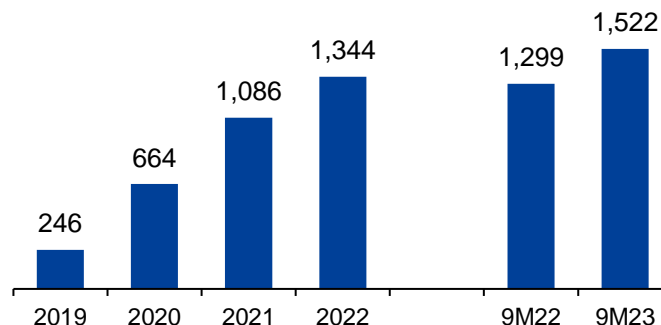
DAWHO Customer Assets
(Bank+Securities)

+35%_{YoY}

As of September 30, 2023

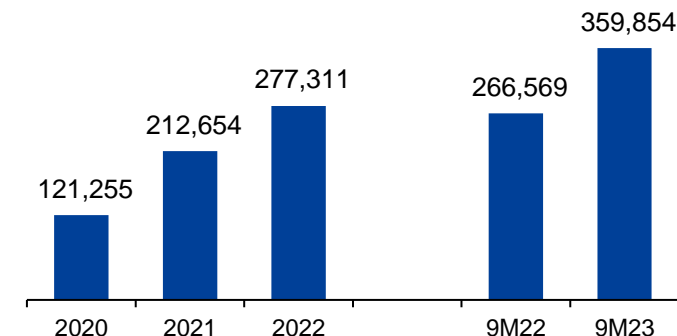
DAWHO Number of Accounts

(k)



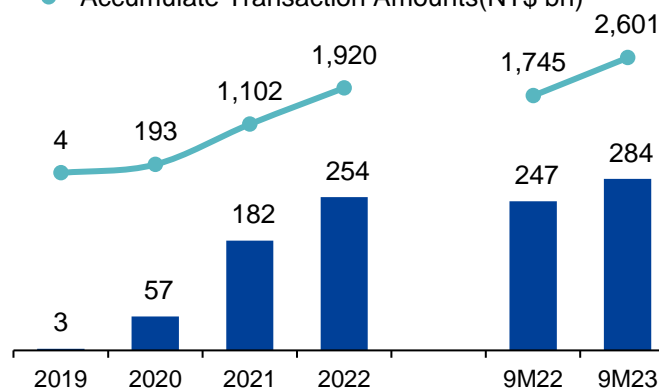
DAWHO Customer Assets
(Bank + Securities)

(NT\$m)



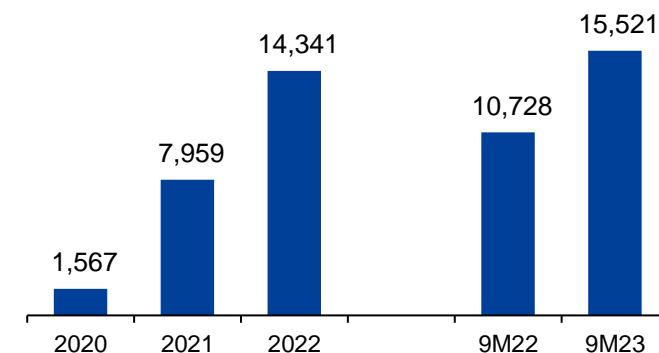
DAWHO TOU

■ Number of Securities Account linking DAWHO as Settlement Account(k)
● Accumulate Transaction Amounts(NT\$ bn)



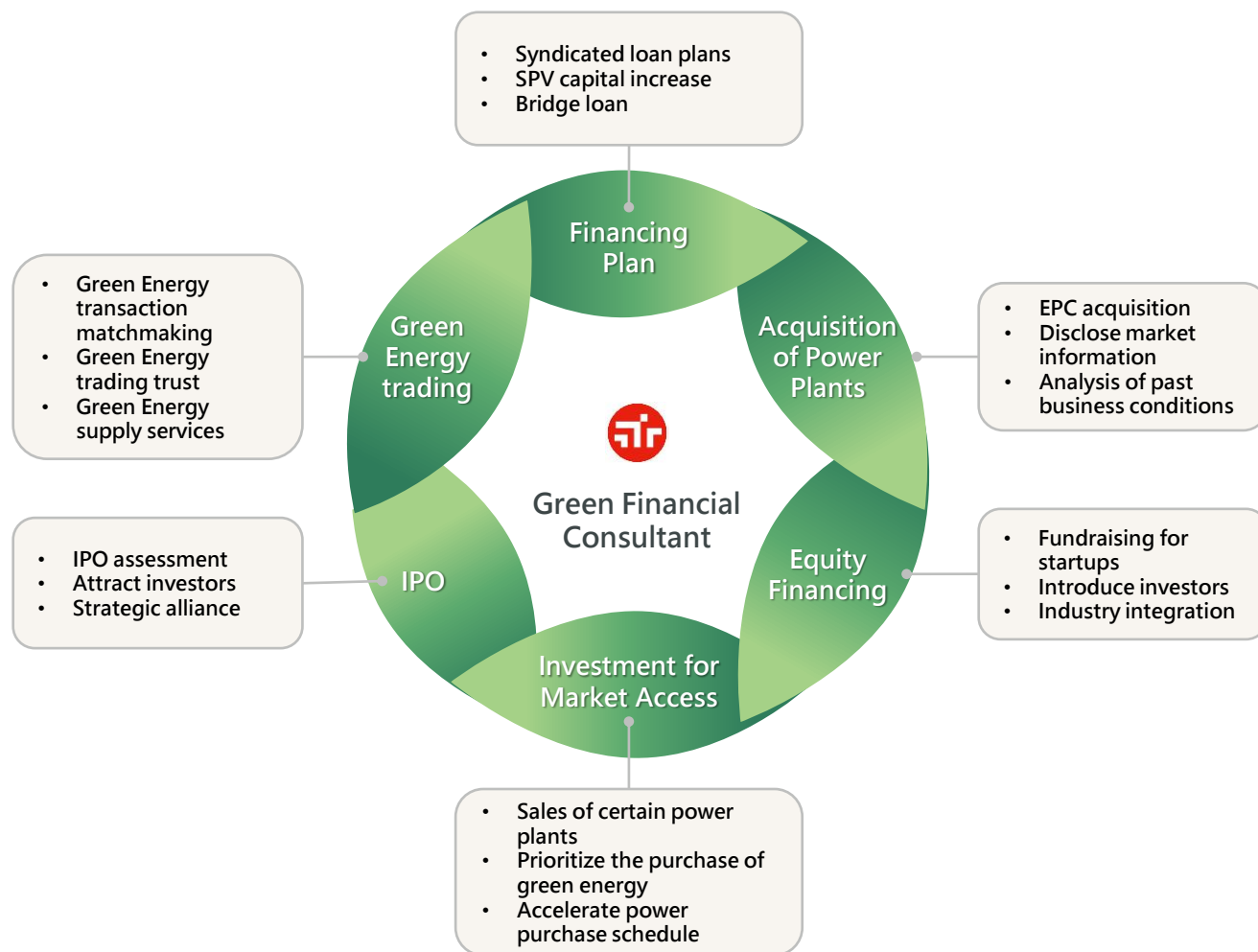
Regular Stock Saving Plans
(Including TW and US Stocks)

(NT\$m)



Explore Green Opportunities and Fulfill Sustainability Commitments

The first Solar Power Plant Management System and the Green Energy Trading Platform offered one-stop solution of financial services



⚡ Solar Power Plant Management System

- Four functions for power plant evaluation, asset appraisal, revenue forecast, and risk assessment
- Combining AI and Big Data, this system could analyze key data of power plants, such as sunlight simulation of the site and historical data of nearby sites, to calculate the ideal income, predict the future power generation efficiency, and track ROI to assist customers in making plant construction or lending decisions, implementing the control of operation risks

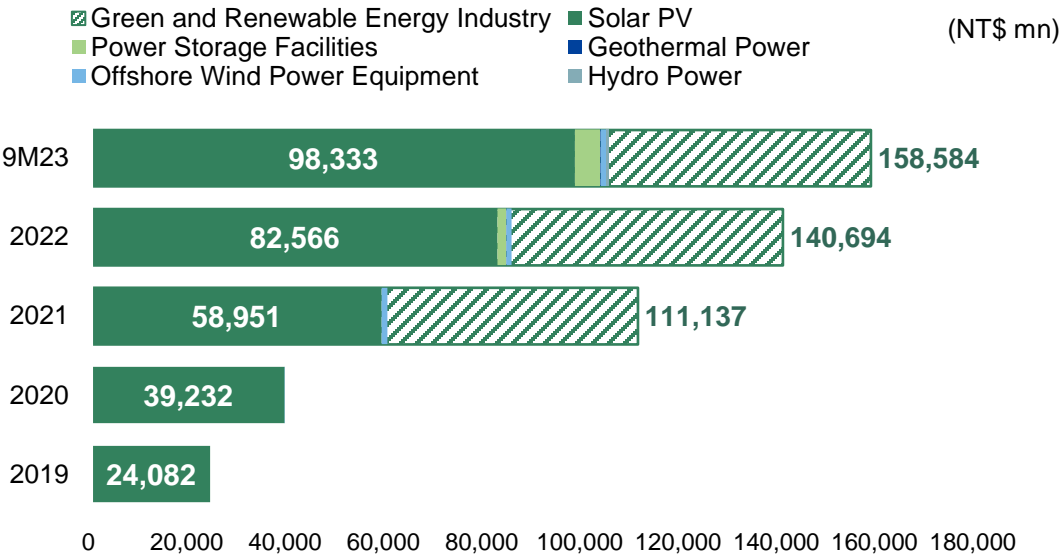
⚡ Green Energy Trading Platform

- Providing trust management mechanisms such as bid bond, deposits, and electricity payment cash flow to enhance the mutual trust among the green energy power producers, power retailer, and buyers
- Using the trust mechanisms help manage the electricity payment cash flow and deposits for green power transactions to reduce the transactional costs and risks; and increase the power purchase or the security of each others to create green financial services that benefit both environmental sustainability and industrial development

Explore Green Opportunities and Fulfill Sustainability Commitments

Solar PV financing installed capacity reached around 3.27 GW, with a market share near 30%
The loan balance reaching NT\$98.3 billion

Green and Renewable Energy Industry loan balance



Note: Green and Renewable Energy Industry was one of the programs of Six Core Strategic Industries. The scope of statistics of loan balance is based on the 41 industry codes selected by the Executive Yuan, and the data period starts from 2021.

Green and Renewable Energy Industry
loan balance / Total loan balance

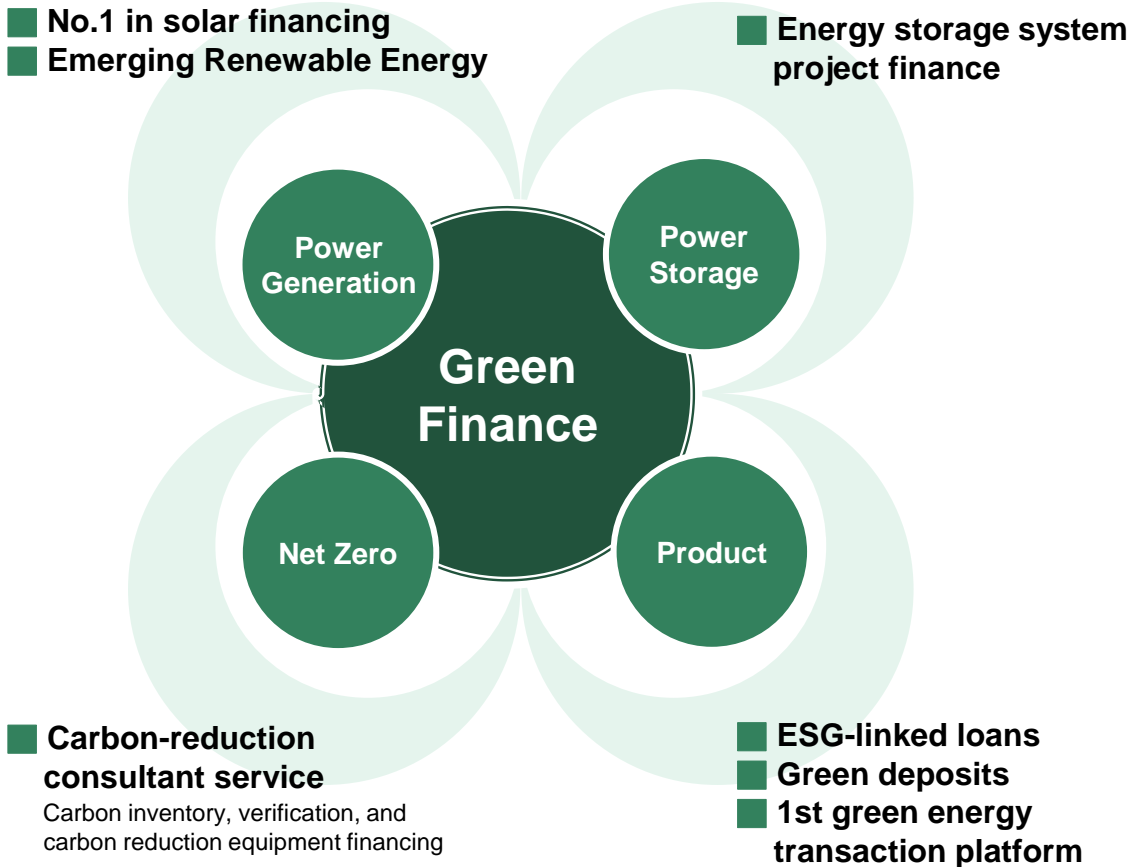


10.8%

Green and Renewable Energy Industry
loan balance / Corporate loan balance



20.4%



Agenda

- About SinoPac Holdings ● 01
- Strategy for 2022-2024 ● 02
- **Sustainability Governance** ● 03

Corporate Governance and Integrity Management

■ Performance evaluation for the board of directors, functional committees, and individual directors

- External: At least once every 3 years by professional independent institutions or well-known scholars
- Internal: Mandatory self assessment every year



Overall performance were evaluated “Benchmarks” for the 2022 External Evaluation

■ Executive remuneration aligns with company strategy

- Metrics of Variable Compensation, including financial, strategic, internal control, and management indicators
- Long-Term Incentive Program: more than 20% of the executive bonus is deferred up to five years and in the form of virtual stocks and employee share ownership trusts. The mechanism includes adjusting distribution ratio and **clawback policies**

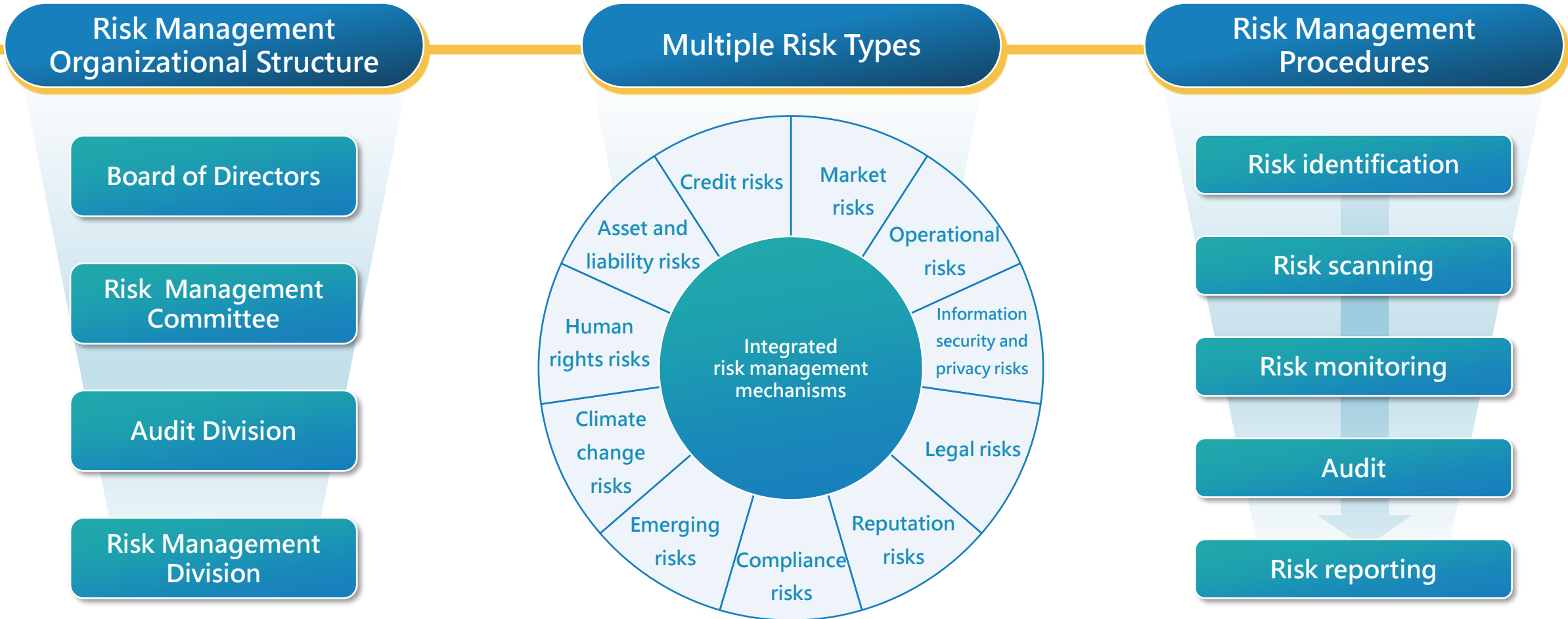
■ Integrity Management

- **100% of directors and employees signed the compliance statements** for the Ethical Corporate Management Policy
- The Ethical Corporate Management Committee is composed of 100% independent directors

Comprehensive Risk Management System

SPH's Risk Management Policy includes the identification, measurement, assessment, and management of risks

The risk management performance is periodically reported to the Board of Directors



Enhance Information Security/ Cybersecurity Management

SinoPac Holdings has a comprehensive information security/ cybersecurity governance framework. The Board of Directors is the highest-ranking unit responsible for supervising the information security strategies of the Group



Governance Framework

Achieve cyber security compliance through top management's support and commitment

Governance level

Chi-hsing YEH, Director
Board of Directors

Professional background in information security

- Transaction security officer of eBay Taiwan
- President of DragonSoft (information security)
- Prosecutor at Taiwan Banqiao District Prosecutors Office (intellectual property rights and computer-related crime section)
- Director of Taiwan Cyber Security Alliance (TWCSA)

Management level

Sean LEE, EVP
Chief Information Security Officer,
Convener of the Information Security
Committee and Head of the
Information Security Division

Professional background in information security

- Director of the Criminal Investigation Bureau High-tech Crime Center
- Chief of the National Police Agency Information Management Office



Management Measures

Conduct periodic risk assessment and threat response

Daily

Review of information security inspection reports

Monthly

Convene monthly meetings of the Information Security Intelligence Center

Quarterly

Review vulnerability scan reports

Semi-annually

Review penetration test reports

Climate Risk Management with TCFD



The TCFD reports of SPH and BSP both gained the British Standards Institution (BSI) Level 5+: Excellence (the highest-grade verification) in TCFD climate related financial disclosure conformity check and the maturity model



Governance

- **SinoPac Holdings' Board of Directors is the highest supervision unit for climate governance, the Sustainable Development Committee and the Risk Management Committee take charge of critical issues such as the supervision of sustainable development and climate change.**
- Climate change risks have been incorporated into the Risk Management Policy, and the Guidelines for the Management of Climate-Related Risks and Opportunities is established to improve the management mechanisms of climate risks and opportunities.
- The Risk Management Committee has set up the "TCFD team" and the Risk Management Division serves as the organizing unit. The main tasks of "TCFD team" include "specifying quantitative scenario analyses and financial impacts"; "establishing corresponding operational strategies, financial plans, and mitigation and adaptation measures for climate resilience"; "formulating metrics and targets"; and "compiling TCFD reports."
- The overall climate change risks and the implementation status of TCFD team shall be disclosed in the quarterly Risk Management Report and report to the Risk Management Committee and the Board of Directors.
- **To promote climate change mitigation and adaption, climate-related KPIs are included in performance indicators for related executive managers of SinoPac Holdings (weighted for 8%~10%)**



Strategy

- **Climate Risk Identification and Assessment:** The procedures for the identification of climate risks and opportunities can be divided into four steps, including compilation of a list of climate risks/opportunities, identification of risks/opportunities at the subsidiary level, identification of risks/opportunities at the group level, proposing mitigation or adaptation measures, and disclosure and communication with the public.
- **For different parts of the overall value chain** (suppliers, own operations, investment and loan business) **in different climate scenarios and time scales**, the Company conducts **climate scenario analysis of physical risks and transition risks and evaluate the potential financial impact quantitatively**. With the responsible unit(s) preparing **mitigation or adaptation measures** for business, strategy, and financial climate resilience **to boost overall climate resilience**.
- SinoPac Holdings has adopted practical measures in response to the challenges brought forth by climate-related risks and opportunities. The Company starts by reducing its own carbon emissions by setting SBTs, gradually increasing the use of renewable electricity, expanding renewable energy financing, and green bond distribution. It also adjusts the investment and financing strategies to expand the scope, uncover climate-related opportunities, and promote the low-carbon transformation of the entire value chain, expecting to reach the target of "to achieve net zero emissions in its own operations by 2030 and its all financed portfolios by 2050."



Risk Management

- **SinoPac Holdings uses the three lines of defense in internal control to manage climate change risks:**
 - a) First line of defense: When processing related businesses, evaluate climate risks and **incorporate climate-related risks in business consideration**.
 - b) Second line of defense: **Effectively monitor and control the implementation of climate risk management by the first line of defense** and ensure compliance with regulatory requirements in all related operations.
 - c) Third line of defense: **Evaluate the effectiveness of climate risk monitoring and control by the first and second line of defense** and propose recommendations for improvements as necessary.
- **For the management of investment and financing risks**, according to principles for responsible investment and responsible lending, the Company incorporate ESG issues and related risks into the decision-making process of related operations and prohibit investments in controversial industries and carefully evaluating investments in sensitive industries.
- **For the management of operational risks from climate change**, the Company established "Business Continuity Plan (BCP)" and Natural Disaster Emergency Response Guidelines and emergency notification procedures as well as response and handling guidelines to strengthen emergency response capabilities to natural disasters and other major emergencies.



Metrics and Targets

- **The Board of Directors of SinoPac Holdings approved the Company's net zero emission target on March 15, 2022: To achieve net zero emissions in its own operations by 2030 and its all financed portfolios by 2050.**
- **The decarbonization policy of investment and loan business:** Since July 1, 2022, all SinoPac Holdings Group's domestic and overseas subsidiaries have ceased financing for new thermal coal and Unconventional Oil & Gas projects and will not renew the existing projects. To realize the net zero commitment and continue to improve, since July 1, 2023, the decarbonization scope was expanded to investment and loan business of thermal coal mining or thermal coal-fired power generation.
- SinoPac Holdings has set climate targets for climate governance, climate opportunities, green procurement, green operations, capital allocation, internal carbon pricing, climate risk management, climate engagement, greenhouse gas emissions, energy usage, and other short, medium, and long-term goals.

Pave the Way for Net Zero Emissions

SPH's Five Major Net Zero Strategies

Net Zero in Operations

Risk Management

Net Zero in Investment Portfolios

Net Zero in Loan Assets

Net Zero Initiatives

2022 Major Achievements

Completed the procurement of green electricity for 10% of the annual electricity consumption of Bank SinoPac and SinoPac Securities

Introduced internal carbon pricing

Implemented carbon inventory of Scope3 – investment and loan portfolios

Completed and submitted the Science Based Targets (SBT) for verification

Pledged to cease financing for new thermal coal and unconventional oil & gas projects and will not renew the existing projects since July 1, 2022

Pledging to achieve net zero emissions of its own operations

The entirety of its financial portfolios

2030

2050

Net ZERO



Our Vision

翻轉金融 共創美好生活

Together, a better life.

SPH is working to create a better future by connecting finance to life and empowering all people to keep pace with the times and practice happiness. SPH has an expansive vision and respects employees, customers, communities, and the environment.



IR E-mail



SPH IR
Website